



Your future's safe!




SAFEREADY

compact configurable safety light curtains

Short form

A comprehensive range for all applications



Three models

- Basic Model with automatic restart
- Standard Model with Start/Restart interlock and External Device Monitoring (EDM) functions integrated
- Plus Model with integrated safety functions and configurable Blanking function. Configuration through Bluetooth connectivity

Zero Dead Zone on Both Sides

Cable can be bended in three directions.



Shock and vibration resistant

Two Different Beam Codes

To avoid interference, the beams can be configured with two different codes.

Beam Alignment Aid

4 LEDs located on the front of the light curtains allow the operator to check the correct alignment between emitter and receiver. On Plus models, this functionality is also visible on a smartphone via APP.

COMING SOON

Cascade connection Master/Slave

Up to 4 barriers with different resolutions and heights can be connected in series. Two connection options are available: simplified for all Plus models; head-to-head cascade for dedicated M&S Plus models.

The new compact, integrated and configurable safety light curtains

1 Compact design. Aluminum casing (Powder-coated)

2 No dead zone on both sides

3 Integrated multi-colours status lamp

4 Finger, Hand and Body detection and Multibeam for access control

5 Protected height up to 2 metres

6 IP65 and IP67

7 Bluetooth connectivity

8 Fixed and floating Blanking function

9 Low range: from 0 to 8 m
High range: from 5 to 18 m

10 Status indicating display, including alignment aid

11 Operating temperature: -30 ... +55° C. Ideal even in refrigerated areas

12 Muting function

13 Cascade connection (Master/Slave)

14 PSDI (Presence Sensing Device Initiation) mode
Single break or Double break configurable.
This operation mode is often used on presses and moulds

SAFETY LEVEL
TYPE 4
SIL 3 - Max SIL 3
PL e - Cat. 4

CE UK CA TUV SUD c UL US LISTED ESPE

14

The ideal choice for multiple industrial applications





Models

Basic Models

- Automatic restart
- Beam Alignment Aid
- Beams coding

Standard Models

- External device monitoring(EDM)
- Manual or automatic Start/Restart
- Beam Alignment Aid
- Beams coding

Plus Models

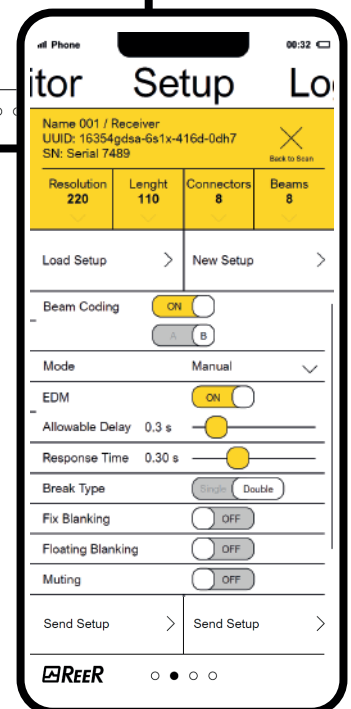
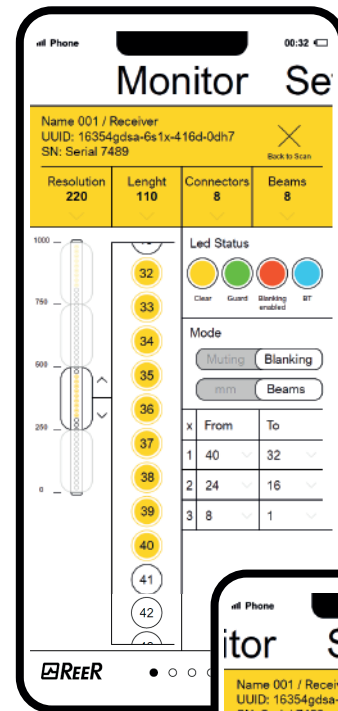
- Configurabe via Bluetooth connectivity
- External device monitoring(EDM)
- Manual or automatic Start/Restart
- Fixed or floating Blanking function
- Beam Alignment Aid
- Beams coding

Bluetooth Connectivity

Monitoring

The following features of the connected light curtains can be displayed:

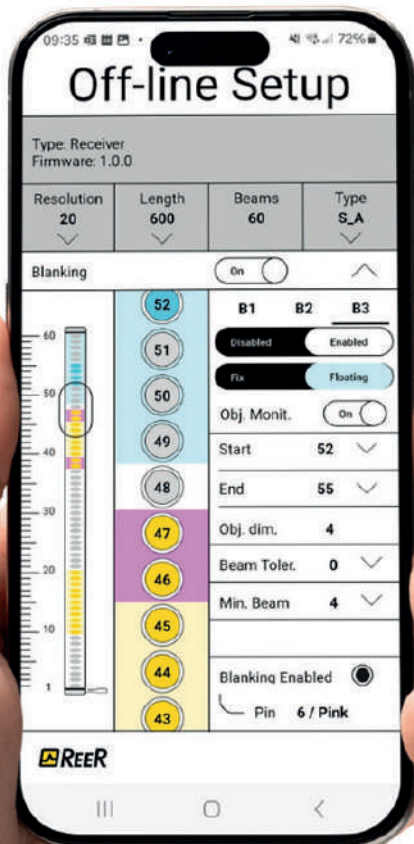
- Product details (name, identifier, serial number)
- Physical characteristics (resolution, length, number of beams, connectors)
- Beams status (free, interrupted) with an indication of their position along the length of the light curtain
- LED status
- Operation mode (Blanking, Muting) with an indication of the beams or heights involved in the function



Configuration

Setup configuration:

- Beam coding
- Automatic or manual restart
- Response time configuration
- Enable Blanking function (fix or floating)



Technical Data

Finger, Hand and body detection	Resolution (mm)	14	20	30	40	50	90
Access control	Number of beams	2	3	4			
Range	Low range (m): 0 ... 8 High range (m): 5 ... 18 (8 m for 14 mm resolution models)						
Mechanical characteristics							
Operative temperature	-30 ... +55 °C						
Storage temperature	-30 ... +70 °C						
Controlled height (mm)	150 ... 2000						
Protection degree	IP65/IP67						
Shock resistance	Classe 3M7 (25 g) according to C EI EN 60068						
Vibration resistance	5 ... 150 Hz Classe 3M7 (10 mm / 3g) according to C EI EN 60068						
Electrical characteristics							
Power supply	24 Vcc ± 20%						
EDM	feedback input for external contactors monitoring						
Inputs	4 programmable inputs						
OSSD	2 putputs (400 ma at 24 VDC)						
Response time (ms)*	Uncoded beams:	4 ... 27					
*Varies according to the number of beams of the light curtains	Coded beams:	10 ... 40					

Signalling Lamp



Break
 Guard
 Clear blinking (waiting for restart)
 Enabled Blanking
 Bluetooth connection

Signalling LED

■ Alignment LED

■ Status LED

Accessories

- Extension cables for connection
- Floor mounting column
- Reflecting mirrors
- Test rod
- Mounting brackets



Standard
brackets
(included in
the packaging)

Special mounting brackets (options)



Fast-coupling
brackets



Flat
brackets



Adjustable
brackets



More than 60 years of quality and innovation

Founded in Turin, Italy in 1959, ReeR distinguished itself for its strong commitment to innovation and technology.

A steady growth throughout the years allowed ReeR to become a point of reference in the safety automation industry at a worldwide level.

The Safety Division is in fact today a world leader in the development and manufacturing of safety optoelectronic sensors and controllers.

ReeR is ISO 9001, ISO 14001 and ISO 45001 certified.



ReeR SpA

Via Carcano, 32
10153 Torino, Italy

T +39 011 248 2215

F +39 011 859 867

reersafety.com | info@reer.it



Issue 1 - Rev. 1.1
January 2026
8946401
Brochure SAFEREADY - English

Printed in Italy